



Elevator Stand Type(20ℓ round pail)						Pail Tank Mount(20ℓ)					
DPS-70LPC	DPS-70LPCN	DPS-90LPE	DPS-90LPEN	DPS-120LPB	DPS-120LPBN	DPS-702C	DPS-702CN	DPS-902E	DPS-902EN	DPS-1202B	DPS-1202BN
DDP-70B	DDP-70BN	DDP-90E	DDP-90EN	DDP-120B	DDP-120BN	DDP-70B	DDP-70BN	DDP-90E	DDP-90EN	DDP-120B	DDP-120BN
Aluminum	Stainless	Aluminum	Stainless	Aluminum	Stainless	Aluminum	Stainless	Aluminum	Stainless	Aluminum	Stainless
0.6ℓ/min		1.5ℓ/min		4.5ℓ/min		0.6ℓ/min		1.5ℓ/min		4.5ℓ/min	
6.0ℓ/min		10.0ℓ/min		30ℓ/min		6.0ℓ/min		10.0ℓ/min		30ℓ/min	
0.15~0.7MPa						0.15~0.7MPa					
PR-5B	PR-5BN	PR-5B	PR-5BN	PR-5B	PR-5BN	PR-5B	PR-5BN	PR-5B	PR-5BN	PR-5B	PR-5BN
Aluminum	Stainless	Aluminum	Stainless	Aluminum	Stainless	Aluminum	Stainless	Aluminum	Stainless	Aluminum	Stainless
0~0.6MPa						0~0.6MPa					
2.0ℓ/min						2.0ℓ/min					
60s/NK-2 190cPs		100s/NK-2 300cPs				60s/NK-2 190cPs		100s/NK-2 300cPs			
5~40℃						5~40℃					
G1/4B(PF1/4male)						G1/4B(PF1/4male)					
50mesh						50mesh					
TF-7:100mesh	—	TF-7:100mesh	—	TF-7:100mesh	—	TF-7:100mesh	—	TF-7:100mesh	—	TF-7:100mesh	—
AMM-721B		AMM-721B		AMM-721B		AMM-721B		AMM-721B		AMM-721B	
PR-5B-S1	PR-5BN-S1	PR-5B-S1	PR-5BN-S1	PR-5B-S1	PR-5BN-S1	PR-5B-S1	PR-5BN-S1	PR-5B-S1	PR-5BN-S1	PR-5B-S1	PR-5BN-S1
410X300X823 (Elevated height 1,120mm)		410X300X823 (Elevated height 1,174mm)		410X300X823 (Elevated height 1,211mm)		308×307×689mm		307×325×687mm		307×325×729mm	
18kg	19kg	18kg	21kg	19kg	23kg	5kg	6kg	6kg	8kg	7kg	11kg
0.4~0.75kW				0.4~1.5kW		0.4~0.75kW				0.4~1.5kW	

, please consult us.

Bellows seal pump

1. Maximum Durability reduces maintenance and downtime.

A bellows seal separates the wetted parts from the air side to minimize friction and extend service intervals.

2. For eco-friendly paint tend to have high viscosity.

Eco-friendly paint, such as water-based paint, tends to have high viscosity. With the 1:3 pressure ratio, the pumps primes and pumps easily.

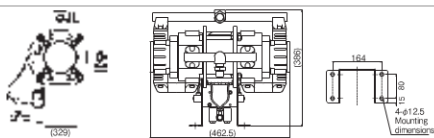
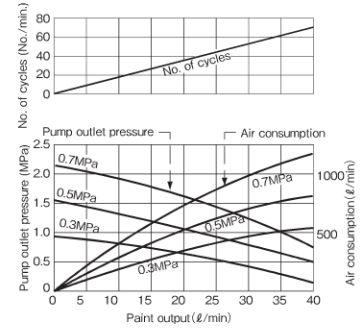
3. For multiple spray guns.

Paint output per cycle is high and can be used with more than 10 spray guns.

4. Usable water base paint

Material of wetted part is made on reliable Teflon coating.

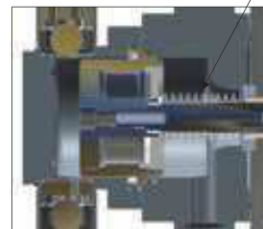
Bellows seal pump BSP-A030 series

Model	BSP-A030	BSP-A030-T
Material of wetted parts	Aluminum	Aluminum with Teflon Coating
Pressure ratio	3:1	
Adjustable pressure range	0.15~0.7MPa	
Max Paint Pressure	2.1MPa	
Paint output/cycle	570ml/cycle	
Max. Cycle No.	70cycle/min	
Max. Paint output *1	40l/min	
Normal paint output (30cycle/min)	17.1l/min	
Max. Paint viscosity *2	10,000cP	
Paint temperature	5~40°C	
Air inlet	G3/8B (PF3/8male)	
Paint inlet	G3/4B (PF3/4male)	
Paint outlet	G3/4B (PF3/4male)	
Mass	26kg	
Dimensions (LxWxH)	329×462.5×386mm	
Mounting dimensions		
Performance curve		
Required compressor (for pump)	3.7~7.5kW	



BSP-A030

Bellows seal



Cross-section.

*1 Fluid: water, no-load on pump, pump body only. Measured at pump outlet.

*2 Suction hose and pipe arrangement can change Max viscosity.

* About lubricant agent, medicinal solution, or For non-coating uses please contact ANEST IWATA for recommendations.

Plunger pump

1.Paint regulators included in setup

This means you only need to add the spray gun to get started.

2.Usable for sell paint system

To mix with back pressure valve, it is usable for mini-circulation system.

Plunger paint pump PPS series

Model	PPS-102B	PPS-305B
Type	For one gun PP-7021B	For two guns PP-1051B
Material of wetted parts	Aluminum stainless	Aluminum stainless
Pressure ratio	2.3:1	4.6:1
Regulator model	RR-55B	RR-57B
Air pressure range	0~0.7Mpa	0~0.6Mpa
Paint out put (30cycle/in)	2.7ℓ/min	4.5ℓ/min
Paint regulator model	Special type PR-51B	Special type PR-51Bx2
Wetted material	Aluminum	
Adjustable pressure range	0~0.6MPa	
Max. paint flow	2.0ℓ/min	
Max. Paint viscosity *1	100s/NK-2 300cPs	
Paint temperature	60°C	
Air inlet	G1/4(PF1/4male)	
Paint outlet	G3/8B(PF/3/8male)x1	G3/8B(PF/3/8male)x2
Paint filter	50mesh	70mesh
Paint intermediate filter	60mesh	70mesh
Options	Paint filter	TF-71:100mesh
	Agitator	AMM-711/AMM-611
Dimensions (LxWxH)	480x380x700mm	610x410x890mm
Mass	16kg	29kg
Required compressor (for pump)	0.4~0.75kW	0.75~2.2kW



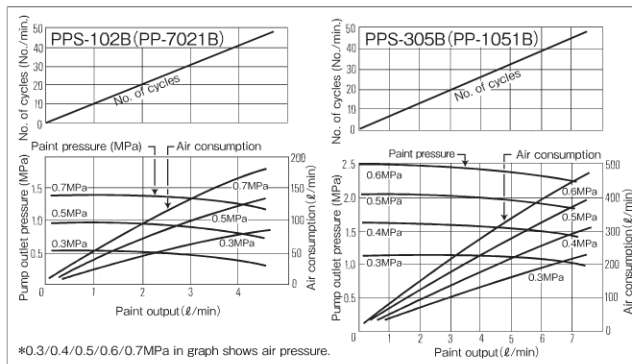
PPS-102B



PPS-305B

*1 Suction hose and pipe arrangement can change Max viscosity.

Performance curve



Paint supply equipment


Paint regulator PR-5B series

This regulator offers precision control over paint delivery to maintain film thickness.

Mirror polished housings offer superior cleanability.

Two types are offered based on the desired pressure range.

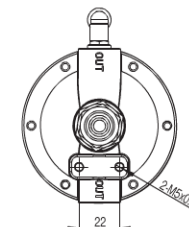
Model	PR-5B	PR-5BN	PR-51B	PR-5BL	PR-5BLN
Type	Conventional		Stand	Low pressure and volume	
Material of wetted parts	Aluminum	Stainless	Aluminum	Aluminum	Stainless
Pressure range	0~0.6MPa			0~0.3MPa	
Max. flow	2.0ℓ/min			1.5ℓ/min	
Max. inlet pressure	2.5MPa			0.7MPa	
Paint inlet	G3/8B				
Paint outlet	G1/4B				
Dimensions (LxWxH)	84×165×260mm		84×141×220mm	84×165×260mm	
Mass	850g	1,020g	900g	850g	1,020g
Mounting dimensions	2-M5x0.8, deepness 8mm, L=22mm				



Flow control valve FCV-3 series.

For remote control of fluid flow.

Model	FCV-3/3N	FCV-31/31N	FCV-31-R4/31N-R4	FCV-31-R8/31N-R8
Type	Conventional	Drain Valve Unit	Drain Valve unit for use with low outlet pressures.	
Material of wetted part	Aluminum/Stainless	Aluminum/Stainless	Aluminum/Stainless	Aluminum/Stainless
Control Ratio	1:1	1:1	1:4	1:8
Optimum paint flow	more than 100ml/min		35~100ml/min	20~50ml/min
Pressure range	0~0.6MPa			
Max flow	2.0ℓ/min			
Max. inlet pressure	2.5MPa			
Air inlet	Rc1/8(PT1/8female) φ6 tube joint			
Paint inlet	G3/8B(PF3/8 male)			
Paint outlet	Rc1/4(PT1/4female)x2			
Dimensions (LxWxH)	84×84×106mm	84×112×112mm		
Mass	570g/720g	750g/900g		
Mount dimension front	2-M5x0.8, deepness 13mm, L=20mm			
Mount dimension back	2-M5x0.8, deepness 8mm, L=22mm			



Back pressure valve PR-B5B series

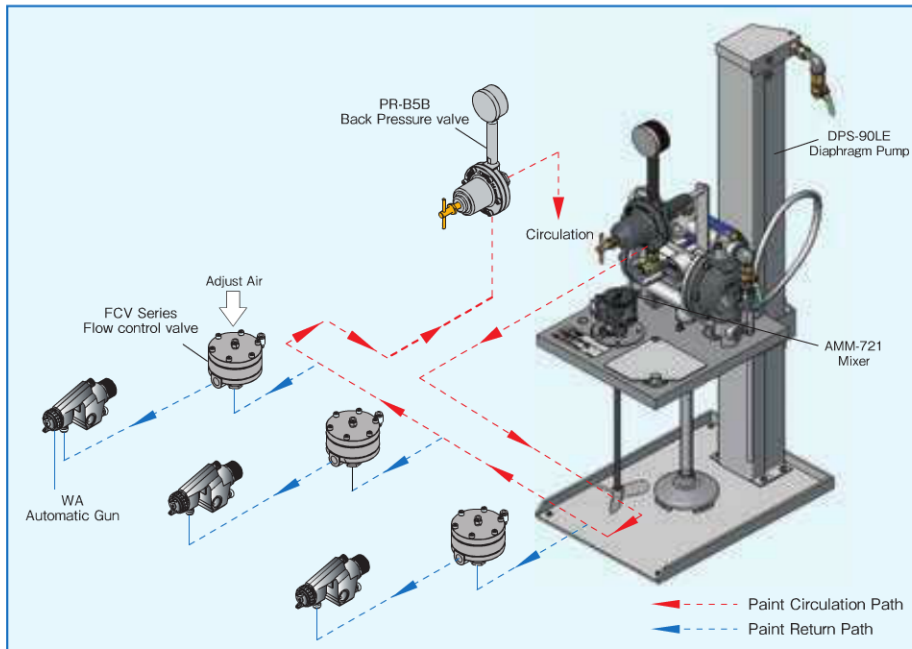
For use in circulation systems where certain materials such as metallics might settle out.

To mount a circulating line, install a back pressure valve into the DPS-series.

Model	PR-B5B	PR-B5BN
Material of wetted part	Aluminum	Stainless
Pressure range	0~0.6MP	
Max flow	2.0ℓ/min	
Max primary pressure	0.6MPa	
Paint inlet	G1/4B (PF1/4male)	
Paint outlet	G3/8B (PF3/8male)	
Dimensions (LxWxH)	84×165×260mm	
Mass	850g	1,020g
Mount dimension	2-M5x0.8, deepness 8mm, L=22mm	



Paint Circulation Installation Example



Circulation system.

Paint joint for circulation system
Dual inlet for guns mount circulation. Can be controlled at the gun paint inlet.

Model	TJU-221B	TJU-321B
Material of wetted part	Stainless	
Spray gun joint	G1/4 hexagon cup nut (PF1/4 hexagon cup nut)	G3/8 hexagon cup nut (PF3/8 hexagon cup nut)
Paint inlet	G1/4B(PF1/4male)	
Paint outlet	G1/4B(PF1/4male)	
Max pressure	0.69Mpa	
Usable model	W-101/LPH-101 W-61/71 WA-101/LPA-101	W-200/LPH-200 W-77 WA-200/LPA-200
Remarks	Flow control function	



Option

If you put PR-5BN-S1, you can use two guns mechanically & we have also stainless type



Accessory of DPS-90E

Paint intermediate filter



IN and OUT of TF-71 are both G³/₈

TF-7,71

Paint mixer



AMM-731
Reference P18

Paint pressure tank (Paint tank)

Paint pressure tank (Paint tank) PT series

For continuous painting of a single color, the paint pressure tank is very convenient.

It is available in both manual and automatic models equipped with a mixer to prevent the paint from settling.

High pressure paint tank is suitable for painting high viscosity paints or adhesives as max pressure is high and fluid outlet pressure is lower.

Manual mixing

Type	For ordinary paint					
Model	PT-10D	PT-20D	PT-40D	PT-60D	PT-80D	
Capacity(Max./Min)	10ℓ (8.4ℓ/2.6ℓ)	20ℓ (18.8ℓ/4.9ℓ)	40ℓ (35.6ℓ/10.7ℓ)	60ℓ (52.6ℓ/10.7ℓ)	80ℓ (68.8ℓ/10.9ℓ)	
Max pressure	0.34MPa		0.18MPa			
Operation temperature	5~40°C					
Air inlet	G1/4B (PF1/4male)					
Air outlet	G1/4B (PF1/4male)					
Paint outlet	G3/8B (PF3/8male)×1		G3/8B (PF3/8male)×2			
Paint filter	60mesh		70mesh			
L×W×H	315×315×547mm	310×390×652mm	460×465×700mm	500×465×885mm	500×465×1,045mm	
Approx.mass	13kg	20kg	27kg	35kg	39kg	
Model of Paint Regulator	RR-56B					
Options	Inner container	PTC-10W (6ℓ)	PTC-20W (14ℓ)	PTC-40W (28ℓ)	PTC-60W (46ℓ)	PTC-80W (62ℓ)
	Caster base	—	HG-6B	HG-5B		
	Paint intermediate filter	TF-71:100mesh				

Automatic mixing

Type	For ordinary paint					
Model	PT-10DM	PT-20DM	PT-40DM	PT-60DM	PT-80DM	
Capacity(Max./Min)	10ℓ (8.4ℓ/2.6ℓ)	20ℓ (18.8ℓ/4.9ℓ)	40ℓ (35.6ℓ/10.7ℓ)	60ℓ (52.6ℓ/10.7ℓ)	80ℓ (68.8ℓ/10.9ℓ)	
Max pressure	0.34MPa		0.18MPa			
Operation temperature	5~40°C					
Air inlet	G1/4B (PF1/4male)					
Air outlet	G1/4B (PF1/4male)					
Paint outlet	G3/8B (PF3/8male)×1		G3/8B (PF3/8male)×2			
Paint filter	60mesh		70mesh			
L×W×H	315×315×470mm	310×390×590mm	460×465×648mm	500×465×828mm	500×465×1,000mm	
Approx.mass	14kg	23kg	31kg	38kg	42kg	
Model of Paint Regulator	RR-56B					
Model of Air motor	AM-5C	AM-3C				
Options	Inner container	PTC-10W (6ℓ)	PTC-20W (14ℓ)	PTC-40W (28ℓ)	PTC-60W (46ℓ)	PTC-80W (62ℓ)
	Caster base	—	HG-6B	HG-5B		
	Paint intermediate filter	TF-71:100mesh				

High pressure

Model	PT-101M	PT-201M	PT-361M
Capacity(Max./Min)	10ℓ (8.2ℓ)	20ℓ (15.0ℓ)	36ℓ (28.5ℓ)
Max pressure	0.69MPa		
Operation temperature	5~40°C		
Air inlet	G1/4B (PF1/4male)		
Air outlet	G1/4B (PF1/4male)		
Paint outlet	G3/8B (PF3/8male)×1		
L×W×H	330×330×630mm	450×450×900mm	500×450×940mm
Approx.mass	24kg	33kg	40kg
Model of Paint Regulator	RR-55B		
Model of Air motor	AM-5B	AM-3B	



PT-101M



PT-201M



water base paint	
PT-10DW	PT-20DW
10ℓ(8.4ℓ/2.6ℓ)	20ℓ(18.8ℓ/4.9ℓ)
0.34MPa	
5~40°C	
G1/4B (PF1/4male)	
G1/4B (PF1/4male)	
G3/8B (PF3/8male)×1	
70mesh	
315×315×547mm	310×390×652mm
13kg	20kg
RR-56B	
PTC-10W (6ℓ)	PTC-20W (14ℓ)
—	HG-6B
—	

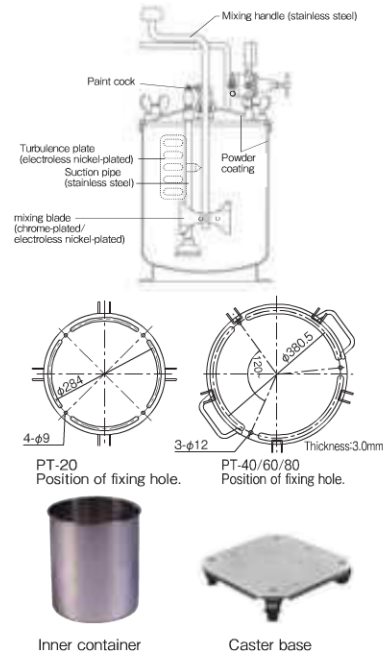
Paint tank for water base paint

- Interior wall has been treated to resist rust where it contacts paint. Powder coating on interior wall and two-component urethane coating on inner surface of lid. Inner containers of stainless steel are also available.
- Mixing handle, suction pipe, and bolts which become submerged in paint are stainless steel.
- Suction filter body, turbulence plate, support band, and fastening bands are electroless nickel-plate.
- Manual mixing blade is chrome-plate and automatic mixing blade is electroless nickel-plate.

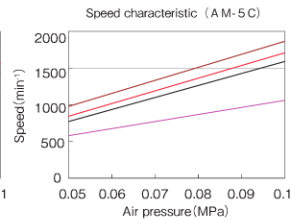
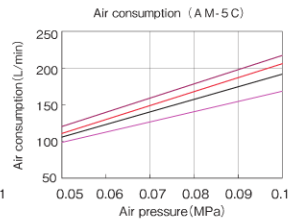
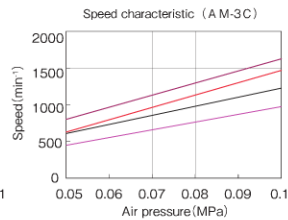
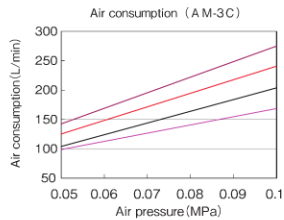
Inner container

This container is used inside the paint pressure tank and is useful for work requiring frequent color change.

Caster base



water base paint				
PT-10DMW	PT-20DMW	PT-40DMW	PT-60DMW	PT-80DMW
10ℓ(8.4ℓ/2.6ℓ)	20ℓ(18.8ℓ/4.9ℓ)	40ℓ(35.6ℓ/10.7ℓ)	60ℓ(52.6ℓ/10.7ℓ)	80ℓ(68.8ℓ/10.9ℓ)
0.34MPa		0.18MPa		
5~40°C				
G1/4B (PF1/4male)				
G1/4B (PF1/4male)				
G3/8B (PF3/8male)×1		G3/8B (PF3/8male)×2		
70mesh				
315×315×470mm	310×390×590mm	460×465×648mm	500×465×828mm	500×465×1,000mm
14kg	23kg	31kg	38kg	42kg
RR-56B				
AM-5C		AM-3C		
PTC-10W (6ℓ)	PTC-20W (14ℓ)	PTC-40W (28ℓ)	PTC-60W (46ℓ)	PTC-80W (62ℓ)
—	HG-6B	HG-5B		
—				



Multi Spray Unit

The multi spray unit combines all the benefits of both airless spray and air spray.

1.Paint savings

The atomization process is similar to that of true airless spray but with the addition of air to improve atomization. You get all of the efficiencies of airless and the finish quality of air spray.

2.Great finish even with high viscosity paints.

Using medium pressure piston pumps let you spray heavy viscosity materials while providing additional atomizing air to provide a superior finish.

3.Excellent paint penetration

Using less air provides superior coverage in corners to reduce haloing.



MSU-2000B

Multi Spray Unit MSU-2000B

Unit Model	MSU-2000B	
Pump Model	PP-1171C	
Pressure ratio	17:1	
Range of operating air pressure	0~0.49MPa	
Max fluid pressure	9.8MPa	
Max output*1	3.5ℓ/min	
Operating paint viscosity*2	50s/NK-2 160cPs	
Operating temperature	5~40°C	
Air inlet	G1/4B (PF1/4male)	
Paint output	G1/4B (PF1/4male)	
Paint filter	50mesh	
Paint intermediate filter(TF-B)	100mesh	
Paint filter	431×440×873mm	
L×W×H	25kg	
Compressor Required (for pump)	2.2kW	
Options	Spray gun	MSG-200
	Fluid hose	10m (NHS-510C)
	Air hose	10m (EAHU-6 Type)

*1 fluid:water, outlet pressure, number of paint way in part.

*2 The available viscosity changes by suction hose and output piping.

Nozzle tip(MSG-200/MSA-200)

Model	Paint output		Pattern width
	ml/sec	ℓ/min	
NT-1502CMU	3.0	0.18	13~18cm
NT-1503CMU	4.5	0.27	
NT-2002CMU	4.0	0.24	18~23cm
NT-2003CMU	5.0	0.36	
NT-2004CMU	6.0	0.48	
NT-2005CMU	10.0	0.60	23~28cm
NT-2503CMU	7.5	0.45	
NT-2504CMU	10.0	0.60	
NT-2505CMU	12.5	0.75	28~33cm
NT-3003CMU	9.0	0.54	
NT-3004CMU	12.0	0.72	
NT-3005CMU	15.0	0.90	33~38cm
NT-3006CMU	18.0	1.08	
NT-3503CMU	10.5	0.63	
NT-3504CMU	14.0	0.84	33~38cm
NT-3505CMU	17.5	1.05	
NT-3506CMU	21.0	1.26	

* Paint output and pattern width are measured under the conditions of melamine paint, viscosity of 20 seconds/NK-2, paint pressure of 4.9MPa and full fan pattern at 250mm spray distance.

Multi spray gun

Type	Manual	Automatic
Model	MSG-200	MSA-200
Max fluid pressure	9.8MPa	
Normal atomizing air pressure	4.9MPa	
Fluid hose	0.15MPa	
Fluid hose connection	G1/4B (PF1/4male)	
Air hose connection	G1/4B (PF1/4male)	
Gun filter	200mesh	
Nozzle tip	NT-2004CMU	
Mass	525g	710g

*Operating paint viscosity is 10-15sec/NK-2.



MSG-200




MSA-200

Mazeco

Feature of Mazeco series agitator

Advantage of Mazeco series agitator with radial piston air motor comparing vane type air motor;

- 1 | It can adjust low-speed rotation without reduction gears
- 2 | Simple mechanism and less parts because of non-reduction gears
- 3 | Less fluctuation of revolution speed
- 4 | Large reduction of air consumption



Middle sized air motor AM-6B and small sized air motor AM-7B are available.

ANEST IWATA air motor is helpful to improve working environment. Industrial Vaseline is applied as lubrication inside of air motor and exhaust air does not contain grease that may cause finishing problem of coating surface.

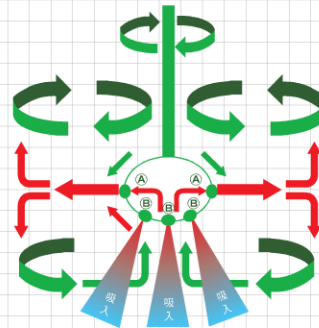


Mazeco BALL

Feature of Mazeco BALL series agitator

Mazeco BALL does not have an agitating blade, but it still keeps the agitating capability similar to a conventional propeller and crown type agitator blade. Mazeco BALL can agitate paint fully in the length and breadth of a paint container in such places like corners, behind suction hoses, etc.


Both the agitating ball and shaft are made of 303-stainless steel. It's possible to use this for the agitation of various liquids, but is not designed for food and medical use.



Principle

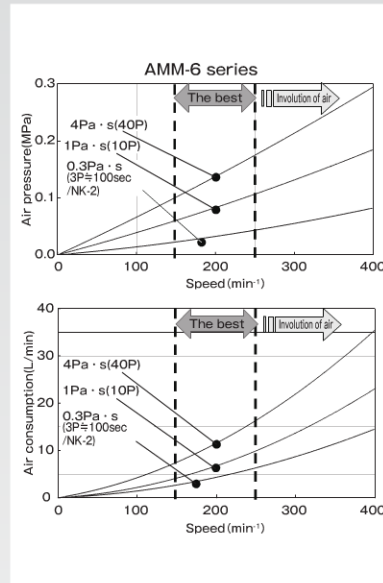
- 1 | The rotating agitating ball can apply centrifugal force to the fluid in horizontal hole section (A).
- 2 | Negative pressure generated by the fluid discharged through horizontal hole section (A), then take the fluid through vertical hole section (B).
- 3 | Discharged fluid rectifies swirls generated from the rotating agitating ball, which incurs the strongly agitated flows.

“Break your stereotype. Acknowledge the fact!”

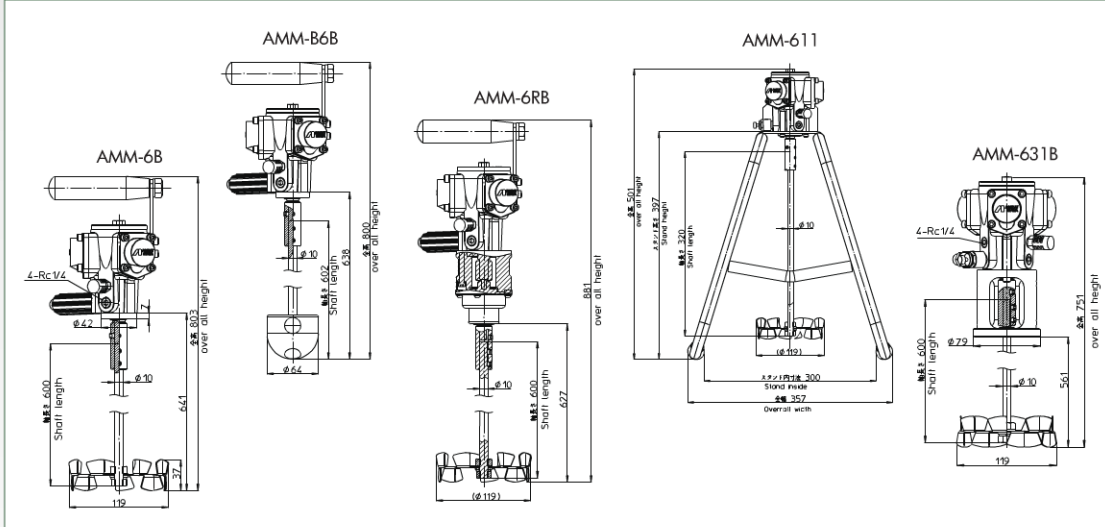


Agitator line-up

AM-6B Middle sized air motor AM-6B



寸法図



Agitator model	AMM-6B	AMM-B6B [※]	AMM-6RB	AMM-611	AMM-631B
Type	Handheld			Stand	For integration
Air motor model	AM-6B				
Reduction gear ratio	1:1		1:5	1:1	
Suitable viscosity range (ref.)	Less than 1Pa·s	Less than 200mPa·s	Less than 4Pa·s	Less than 1Pa·s	
Air inlet	G1/4" (BSP1/4" male)				
Blade material	Stainless steel 304	Stainless steel 303	Stainless steel 304		
Shaft material	Stainless steel 303				
weight	2.5kg (5.5lb)	3.0kg (6.6lb)		4.0kg (8.8lb)	2.5kg (5.5lb)

※ Stirrer : MB-6460N

Small sized air motor AM-7B AM-7



AMM-712



AMM-724



AMM-721B



AMM-731B



HDP-705C

AMM-722B

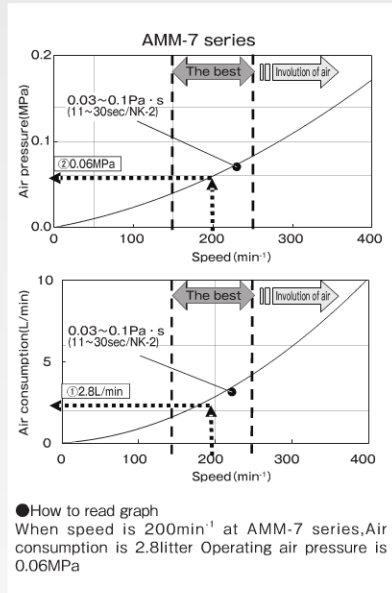
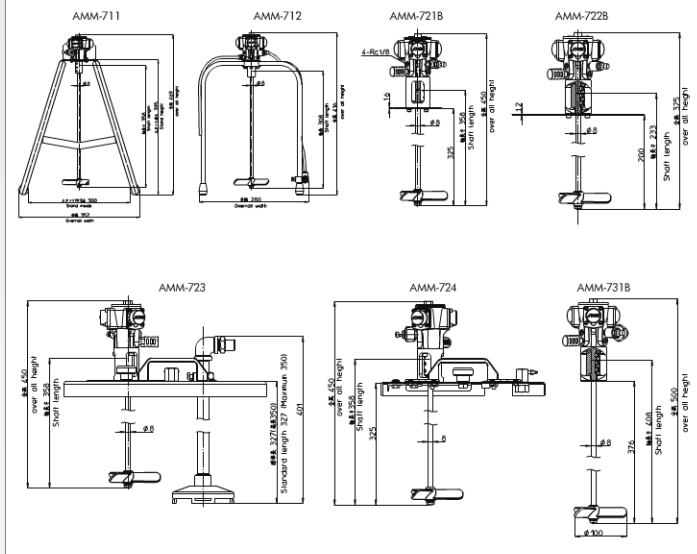


AMM-711



AMM-723

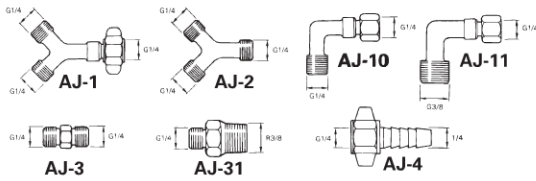
寸法図



Agitator model	AMM-711	AMM-712	AMM-721B	AMM-722B	AMM-723	AMM-724	AMM-731B
Type	Stand for 16kg square can	Stand for 4kg pail can	For elevated DPS pump	For HDP pump	For 20L pail can	For 16kg square can	For integrati
Air motor model	AM-7B						
Reduction gear ratio	1:1						
Suitable viscosity range (ref.)	Less than 60mPa·s						
Air inlet	G1/4" (BSP1/4" male)		φ 6 quick connector		G1/4" (BSP1/4" male)		
Blade material	Polyacetal						
Shaft material	Stainless steel 303						
weight	2.7kg (5.9lb)	2.7kg (5.9lb)	1.0kg (2.2lb)	1.1kg (2.4lb)	3.5kg (7.7lb)	2.9kg (6.4lb)	0.8kg (1.8lb)

Joists, Hoses

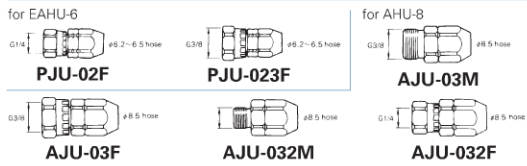
Air joint



Air valve

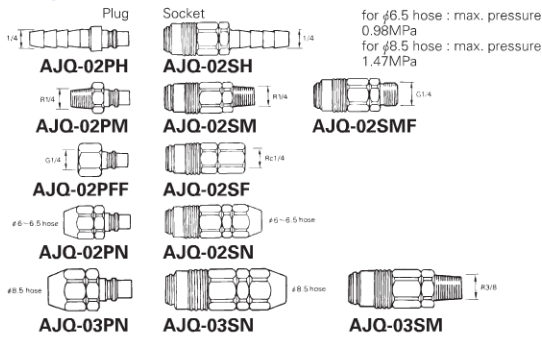


Joint for urethane air hose



*Joint for previous urethane air hose (AHU-6) are AJU-02F and AJU-02M.

Air quick joint ※2



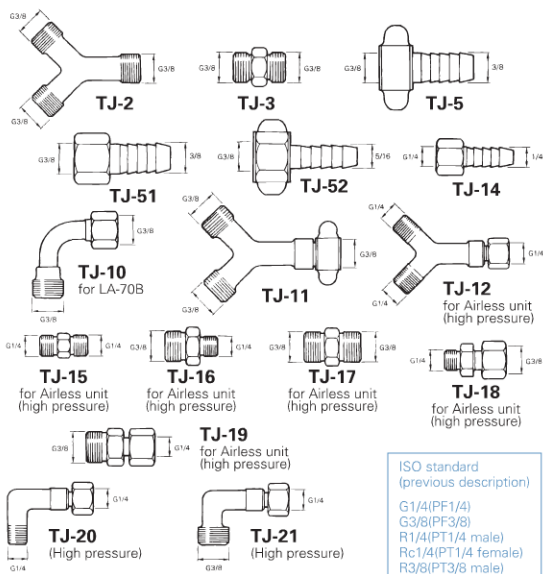
※1) ●For exclusive use as an air hose. DO NOT USE AS A FLUID HOSE
 ●When you do not use the grounded wire, do not take it out. But be sure to distinguish clearly between a hose which uses a grounding wire and one which does not use, in order to avoid wrong usage.

Air house ※2

Model	Material	Inner dia. × Outer dia. × length	Max. operating pressure
EAHU-620	Urethane with built-in grounding wire	φ6.2 × φ9.3 × 20m	1.47MPa
EAHU-630		φ6.2 × φ9.3 × 30m	
EAHU-650		φ6.2 × φ9.3 × 50m	
EAHU-6100		φ6.2 × φ9.3 × 100m	
EAHU-820		φ8.5 × φ12 × 20m	
EAHU-8100	φ8.5 × φ12 × 100m	Urethane	
AHU-820	φ8.5 × φ12 × 20m		
AHU-830	φ8.5 × φ12 × 30m		
AHU-850	φ8.5 × φ12 × 50m		
AHU-8100	φ8.5 × φ12 × 100m		

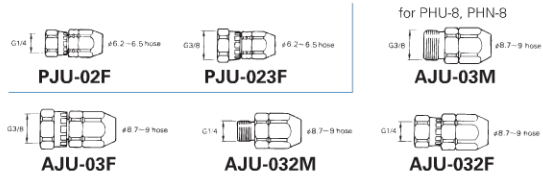
⚠ Caution : Caution: Handling of air hose with the grounded wire ※2
 ●Connecting equipment must be grounded since this hose has a built-in grounded wire.
 ●Whether or not you use the grounded wire, never use this hose as an air hose to supply air to electrostatic spray equipment or isolation stand when you use low resistance paint. In such a case, use an urethane air hose (AHU-8) or fluid hose (PHU, PHN) as air hose.
 ●When you use the grounded wire, refer to the electrostatic spray equipment instruction manual and periodically check its conductivity. Never use a hose which has deteriorated or s.c.t.
 ●Never use this air hose as a fluid hose.
 ●When you do not use the grounded wire, do not take it out. But be sure to distinguish clearly between a hose which uses a grounded wire and one which does not use, in order to avoid wrong usage.

Fluid joint

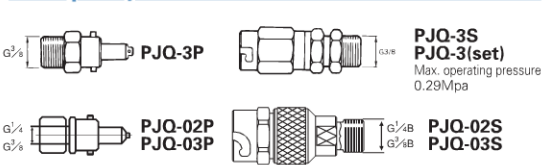


ISO standard (previous description)
 G1/4(PF1/4)
 G3/8(PF3/8)
 R1/4(PT1/4 male)
 Rc1/4(PT1/4 female)
 R3/8(PT3/8 male)

Joint for fluid hose



Fluid quick joint



Fluid hose ※3

Model	Material	Inner dia. × Outer dia. × length	Max. operating pressure
PHU-620	Urethane	φ6.2 × φ9.3 × 20m	0.69MPa
PHU-6100		φ6.2 × φ9.3 × 20m	
PHU-820		φ8.7 × φ12 × 20m	
PHU-8100		φ8.7 × φ12 × 20m	
PHN-620	Nylon	φ6.5 × φ9.5 × 20m	0.69MPa
PHN-6100		φ6.5 × φ9.5 × 100m	
PHN-820		φ8.9 × φ12.1 × 20m	
PHN-8100		φ8.9 × φ12.1 × 100m	
THU-620	Urethane (twin)	φ6.2 × φ9.3 × 2 × 20m	0.69MPa
THU-6100		φ6.2 × φ9.3 × 2 × 100m	

*Air hose side of THU-6 twin hose includes an orange string and the model's name.

⚠ Caution : Selection of fluid hose ※3
 ●Do not use urethane hoses (PHU, THU) when you use ketonic solvents, two-component paints, urethane paints and thinners which easily dissolve or react since urethane hoses will crack and paint will fly. In such a case, use nylon fluid hose (PHN).

Viscosity conversion chart

Classification	Pa·s	dPa·s (P)	mPa·s (cps)	Anest Iwata NK-2	Ford cup		Zahn cup		Krebs KU	Image	Fluid agitator made by A-I Applicable viscosity range by type (guideline)			
					#4	#3	#4	#2						
Low viscosity	0.01	0.1	10		5			16			AMM-711 AMM-712 AMM-721B AMM-722B AMM-723 AMM-724 AMM-731B	AMM-B6B	AMM-G6B AMM-G11 AMM-G31B	AMM-G6B
			15	8		17								
	0.02	20	5	10	12		18							
		25	8	12	15		19	Acetone						
0.03	0.3	30	11	15	19		20							
		0.04	0.4	40	14	17	25		22	Polyurethane resin metallic paint for plastic molded items				
Medium viscosity	0.05	0.5	50		16		19	29						
			0.06	0.6	60	19	21	33		27				
High viscosity	0.07	0.7	70	21	23	36		30						
	0.08	0.8	80	25	26	41		34		Salad-oil				
	0.09	0.9	90	29	29	45		37		Olive oil (20°C)				
	0.10	1.0	100	31	31	50	10	41	10					
	0.12	1.2	120	38	36	58	11	49	11					
	0.14	1.4	140	44	41	66	13	53	13					
	0.16	1.6	160	49	45	67	14	56	14					
	0.18	1.8	180	56	51		16	74	16					
	0.20	2.0	200	63	56		17	82	17					
	0.22	2.2	220	69	61		18		18					
	0.24	2.4	240	76	67		20		20					
	0.26	2.6	260	83	72		21		21					
	0.28	2.8	280	88	76		22		22					
	0.30	3.0	300	96	83		24		24					
	0.40	4.0	400				30		30		Ship's bottom paint for FRP			
	0.50	5.0	500				37		68					
	0.60	6.0	600				44		71					
	0.70	7.0	700				51		74		Lacquer paint (undiluted)			
	0.80	8.0	800				58		77					
	0.90	9.0	900				64		81					
1	10	1,000						85		Pork cutlet sauce				
2	20	2,000						103		Ketchup				
3	30	3,000						121						
4	40	4,000						133		Gel coat paint				
5	50	5,000												
8	80	8,000								Mayonnaise				
10	100	10,000												

* The above are conceptual description. * Please use this conversion table just for a guideline. *Please use the conversion chart as a guideline.*Ask the paint manufacturer for viscosity used for actual coating.

Unit of viscosity: Correlation between SI and CGS unit systems

1Pa·s = 1,000mPa·s = 10P
 1dPa·s = 0.1Pa·s = 1P P (Poise)
 1mPa·s = 0.001Pa·s = 1cps cps (Centipoises)



3176, Shinyoshida-cho, Kohoku-ku,
 Yokohama 223-8501, Japan
 Tel: 045-591-1118 Fax: 045-591-1137
<http://www.anest-iwata.co.jp/>

CAT.No.SE-61F 2012.3改5.NP★47.40

